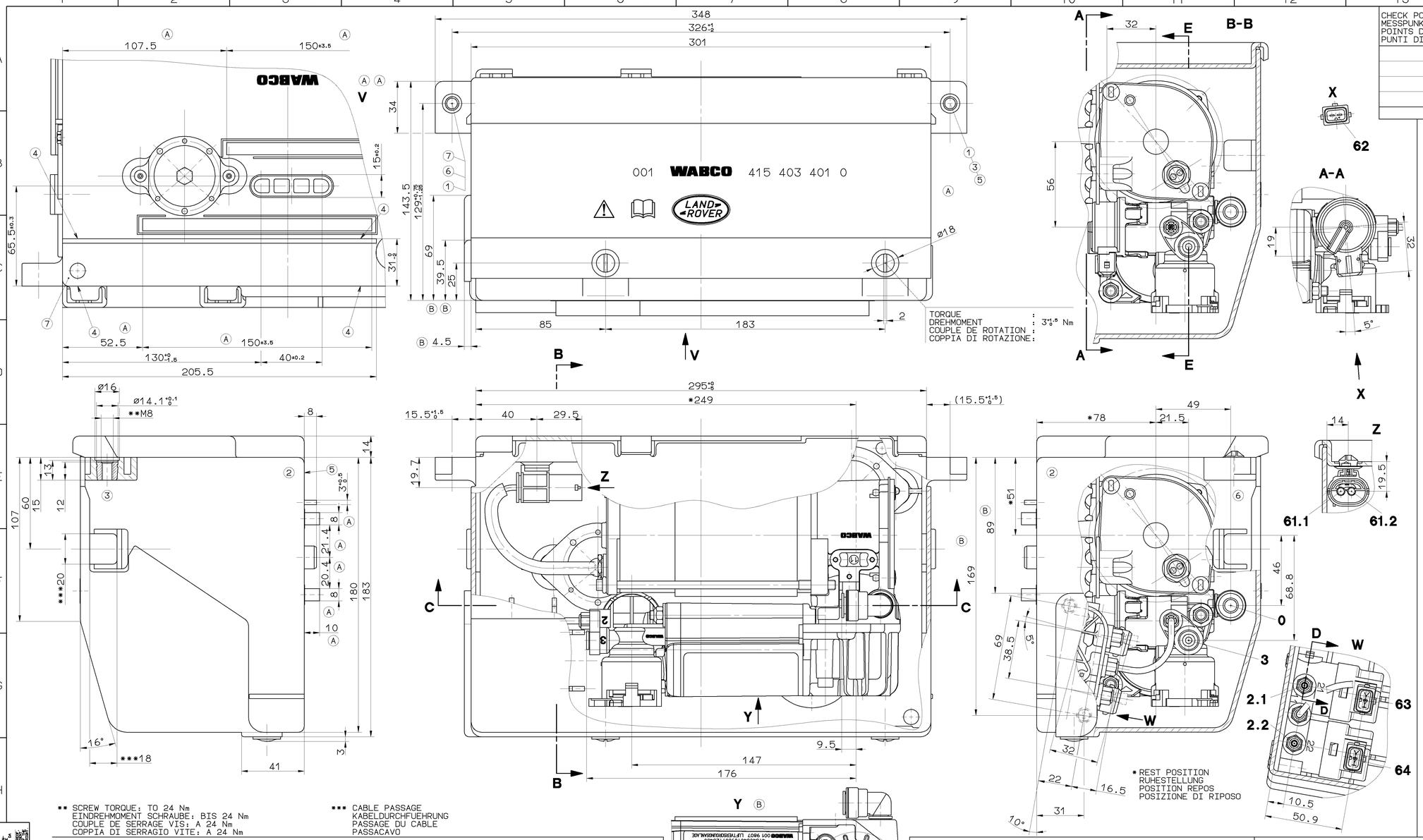

CHECK POINTS MESSPUNKTE POINTS DE MESURE PUNTI DI MISURAZIONE	FOR DIMENSION FUER MASS POUR COTE PER DIMENSIONE	CHECK POINTS MESSPUNKTE POINTS DE MESURE PUNTI DI MISURAZIONE	FOR DIMENSION FUER MASS POUR COTE PER DIMENSIONE
1	326+1	5	129+0.28
2	295+0	6	15.5+1.5
3	(15.5+1.5)	7	129+0.28
4	31-0		

0
INLET : COMPRESSOR AGGREGATE
ANSAUGUNG : KOMPRESSORAGGREGAT
ASPIRATION : AGGREGAT DU COMPRESSEUR
ASPIRAZIONE: COMPLESSIVO DEL COMPRESSORE

2.1
COMPRESSED AIR PORT : 2x2/2 SOLENOID VALVE
DRUCKANSCHLUSS : 2x2/2 MAGNETVENTIL
ORIFICE D'AIR COMPRIME : ELECTROVANNE 2x2/2
ORIFIZIO PER ARIA COMPRESSA: ELETTROVALVOLA 2x2/2

2.2
COMPRESSED AIR PORT : 2x2/2 SOLENOID VALVE
DRUCKANSCHLUSS : 2x2/2 MAGNETVENTIL
ORIFICE D'AIR COMPRIME : ELECTROVANNE 2x2/2
ORIFIZIO PER ARIA COMPRESSA: ELETTROVALVOLA 2x2/2

3
EXHAUST : COMPRESSOR AGGREGATE
ENTLUEFTUNG: KOMPRESSORAGGREGAT
ECHAPPEMENT: AGGREGAT DU COMPRESSEUR
SCARICOO : COMPLESSIVO DEL COMPRESSORE

61
ELECTRICAL CONTROL PORT : COMPRESSOR AGGREGATE
ELEKTRISCHER STEUERANSCHLUSS : KOMPRESSORAGGREGAT
ORIFICE DE COMMANDE ELECTRIQUE: AGGREGAT DU COMPRESSEUR
ORFICO DI COMANDO ELETTRICA : COMPLESSIVO DEL COMPRESSORE

TYPE DESIGNATION :
TYPENBEZEICHNUNG : AMP 4-963 566-4
TYPE :
DESIGNAZIONE DI TIPO:

MATING PART :
GEGENSTUECK : AMP 4-967 096-2
PENDANT :
ACCOPPIAMENTO:

61.1
EARTH CONNECTION (TEMINAL STATION 31)
MASSEANSCHLUSS (KLEMME 31)
PRISE DE MASSE (BORNE 31)
CONNESSIONE DELLA MASSA (TERMINALE 31)

61.2
CONNECTION PLUS (TERMINAL 30)
ANSCHLUSS PLUS (KLEMME 30)
CONNEXION PLUS (BORNE 30)
CONNESSIONE PIU (TERMINALE 30)

62
ELECTRICAL CONTROL PORT : SOLENOID VALVE (AIR DRYER)
ELEKTRISCHER STEUERANSCHLUSS : MAGNETVENTIL (LUFTTROCKNER)
ORIFICE DE COMMANDE ELECTRIQUE: ELECTROVANNE (DESSICATEUR)
ORFICO DI COMANDO ELETTRICA : ELETTROVALVOLA (ESSICATORE)

MATING PART :
GEGENSTUECK : AMP 963040
PENDANT :
ACCOPPIAMENTO:

63
64
ELECTRICAL CONTROL PORT : 2x2/2 SOLENOID VALVE
ELEKTRISCHER STEUERANSCHLUSS : 2x2/2 MAGNETVENTIL
ORIFICE DE COMMANDE ELECTRIQUE: ELECTROVANNE 2x2/2
ORFICO DI COMANDO ELETTRICA : ELETTROVALVOLA 2x2/2

MATING PART :
GEGENSTUECK : AMP 963040
PENDANT :
ACCOPPIAMENTO:

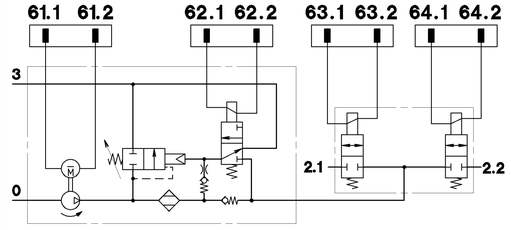

** SCREW TORQUE: TO 24 Nm
EINDREHMOMENT SCHRAUBE: BIS 24 Nm
COUPLE DE SERRAGE VIS: A 24 Nm
COPPIA DI SERRAGIO VITE: A 24 Nm

*** CABLE PASSAGE
KABELDURCHFUEHRUNG
PASSAGE DU CABLE
PASSACAVO

**** WIDTH ACROSS FLATS :
SCHLUESSELWEITE : 10
SURPLATS :
LARGHEZZA IN CHIAVE:

TECHNICAL DATA , TECHNISCHE DATEN , CARACTERISTIQUES TECHNIQUES , CARATTERISTICHE TECNICHE

	COMPRESSOR KOMPRESSOR COMPRESSEUR COMPRESSORE	SOLENOID VALVES MAGNETVENTILE ELECTROVANNES ELETTROVALVOLE
TYPE OF CURRENT STROMART NATURE DU COURANT NATURA DELLA CORRENTE	DIRECT CURRENT GLEICHSTROM COURANT CONTINUE CORRENTE CONTINUA	
OPERATING VOLTAGE BETRIEBSSPANNUNG VOLTAGE DE SERVICE VOLTAGGIO DI SERVIZIO	U_B = 12+4 V	U_B = 12+4.1 V
NOMINAL VOLTAGE NENNSPANNUNG VOLTAGE NOMINAL VOLTAGGIO NOMINALE	U_N = 12 V	U_N = 12 V
NOMINAL CURRENT NENNSTROM COURANT NOMINAL CORRENTE NOMINALE	——	I_N = 0.75 A
MAXIMAL CURRENT (U= 12 V; t= 23±5°C; p≤ 10 bar) MAXIMALER STROM MAXIMAL DU COURANT MASSIMA DELLA CORRENTE	I_{MAX} = 24 A	I_{MAX} = 0.8 A
DUTY CYCLE EINSCHALTDAUER DUREE DE FONCTIONNEMENT DURATA D' INTERVENTO	5% ED / 10min (t= +80°C; U= 12 V) XX% ED / 10min (t= 23±5°C; U= 12 V)	33.3% ED / 5min (t= -40÷+80°C, U= 12+4.1 V)
DYNAMIC PRESSURE LIMITTING DYNAMISCHE DRUCKBEGRENZUNG LIMITATION DE PRESSION DYNAMIQUE LIMITAZIONE DI PRESSIONE DINAMICO p_A	11.4+0.4-1.1 bar	——
RESIDUAL PRESSURE RUECKHALTEDRUCK PRESSION DE RETENUE PRESSIONE DI RITTENUTA p_R	0.7+0.25-0.2 bar	——
TYPE OF PROTECTION ACCORD.TO SCHUTZART NACH IEC 529 MODE DE PROTECTION SUIVANT IEC 529 TIPO DI PROTEZIONE SECONDO IEC 529	IP 68	IP 68

WORKING MEDIUM: AIR
ARBEITMEDIUM : LUFT
FLUIDE D'UTILISATION: AIR
FLUIDO DI ESERCIZIO : ARIA

WORKING PRESSURE :
BETRIEBSDRUCK :
PRESSION D UTILISATION:
PRESSION DI ESERCIZIO : P 2.1, 2.2 max = 17.5 bar

SERVICE CONDITIONS : INTERMITTENT SERVICE
BETRIEBSART : AUSSETZBETRIEB S3
CONDITION DU SERVICE : SERVICE INTERMITTENT
CONDIZIONE DI SERVICIO: UTILIZZO INTERMITTENTE

AMBIENT TEMPERATURE :
UMGEBUNGSTEMPERATUR : -40°C...+80°C
TEMPERATURE AMBIANTE :
TEMPERATURA AMBIENTE :

STORAGE TEMPERATURE FROM :
LAGERTEMPERATUR VON : -40°C...+90°C
TEMPERATURE DE MAGASINAGE DE :
TEMPERATURA DELL'IMMAGAZZINAMENTO DA:

SHORT TERM RESISTANCE TO HEAD :
KURZZEITIGE WAERMEBESTAENDIGKEIT : 1 h: +110°C (WITHOUT FUNKTION)
RESISTANCE A LA CHALEUR A COURTE DUREE: (OHNE FUNKTION)
RESISTANZA AL CALORE BREVE TEMPO SOLO : (SANS FONCTION)
(SENZA FUNZIONE)

POSITION OF INSTLLATION:
EINBAULAGE :
POSITION D'INSTALLATION:
POSIZIONE DI MONTAGGIO :

±30°

TYPE OF PROTECTION ACCORD.TO
SCHUTZART NACH IEC 529: IP 20
MODE DE PROTECTION SUIVANT
TIPO DI PROTEZIONE SECONDO

LUBRICATION COMPRESSOR : DRY RUNNING
SCHMIERART KOMPRESSOR : TROCKENLAUF
GRAISSAGE COMPRESSEUR : FONCTIONNEMENT A SEC
LUBRIFICAZIONE COMPRESSORE: FUZIONAMENTO A SECCO

PERFORMANCE DIAGRAM, COMPRESSOR AGGREGATE
LEISTUNGSDIAGRAMM, KOMPRESSORAGGREGAT
DIAGRAMME DE PUISSANCE, AGGREGAT COMPRESSEUR
DIAGRAMMA DI POTENZA, GRUPPO COMPRESSORE

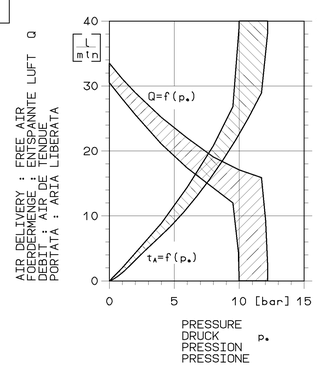

EXHAUST TIME :
ENTLUEFTUNGSZEIT : ≤ 30 s
TEMPS D'ECHAPPEMENT: (10 bar => 5 bar)
TEMPO DI SCARICO :

PARAMETER :
PARAMETER :
PARAMETRE :
IL PARAMETRO:

AMBIENT TEMPERATURE : 23° ±5° C
UMGEBUNGSTEMPERATUR :
TEMPERATURE AMBIANTE:
TEMPERATURA AMBIENTE:

VOLTAGE :
SPANNUNG : 12V DC
VOLTAGE :
VOLTAGGIO :

RESERVOIR :
BEHAELTER : 3l
RESERVOIR :
SERBATOIO :

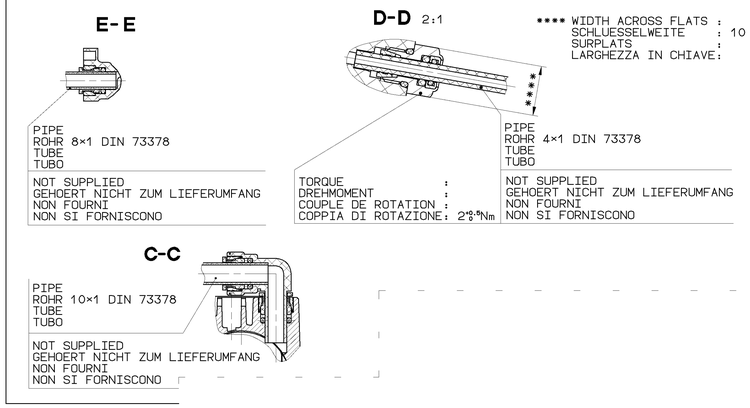

GENERAL SPECIFICATION: JED-334			
FURTHER TECHNICAL DATA:			
DOC. CODE: SHEET: TO			
GENERAL TOLERANCES			
CLASS 1)	RANGE OF NOMINAL DIMENSIONS [in mm] ≤50	>50 ≤180	>180 ≤400	>400
FINE	0.5	1.0	1.5	2.0
MEDIUM	1.0	2.0	3.0	4.0	± 3°
COARSE	2.0	3.5	5.0	6.5
TAPPED HOLES ACC. ISO 4029 / JED-152				
1) TOLERANCE CLASS APPLIED CROSSWARD				

DOH-NO.	REV.	DATE
063563	6×B	98-09-01
063567	13×A	98-07-29

100mm

CHECKED-DRAWING COPYRIGHT	DATE	SIGNATURE
DRAWN: 98-06-16 STABENOW		
CHECKED: 98-06-16 GEIGER		
STANDARDIZATION:		

WABCO

AIR SUPPLY UNIT
LUFTVERSORGUNGSANLAGE
UNITE D'ALIMENTATION D'AIR
UNITA DI ALIMENTAZ D'ARIA

MASS	SCALE	PRODUCT IDENTIFICATION NO.	DOC. CODE	SHEET
kG	1:1	415 403 401 0	605	1/1
SIZE A 0	I.E.I. 140	SHAPE CODE	REPLACEMENT FOR 884 010 151 0	

EXPORT CODE 7 5 6 PRODUCT TYPE 0 1 X